



LET'S PLAY SNAKES AND LADDERS!

You may need help from an adult to cut out the pieces and build the dice.

WHAT YOU WILL NEED



- Cut out the game board so that it can be placed on a flat surface.
- Cut out the provided dice, which can be folded and glued or taped together.
Or use a dice app on your phone or online here
www.bearsofbray.com/dice or scan this QRCode on your phone to access the online dice.
- Cut out the coloured tokens one for each player. Number of players 2-6.




















HOW TO PLAY

- Players take it in turns to roll the dice.
The player with the highest number goes first, the person with the second highest goes second and so on.
- Each player moves the token the number of spaces shown on the dice.
- If a player's token lands on a snake's head, it slides down the snake to the end of the tail.
- If a player's token lands at the bottom of a ladder, it climbs up to the square at the top of the ladder.
- The first player's token to reach 30 is the winner!

Go to www.bearsofbray.com to print off an extra copy of the Snakes and Ladders game.



30 FINISH	29 	28 	27	26 
21 	22	23	24	25
20 	19 	18	17 	16
11 	12 	13 	14 	15
10 	9 	8 	7 	6 
1 START	2 	3	4	5